

MEMBER TRENCHING SPECIFICATION

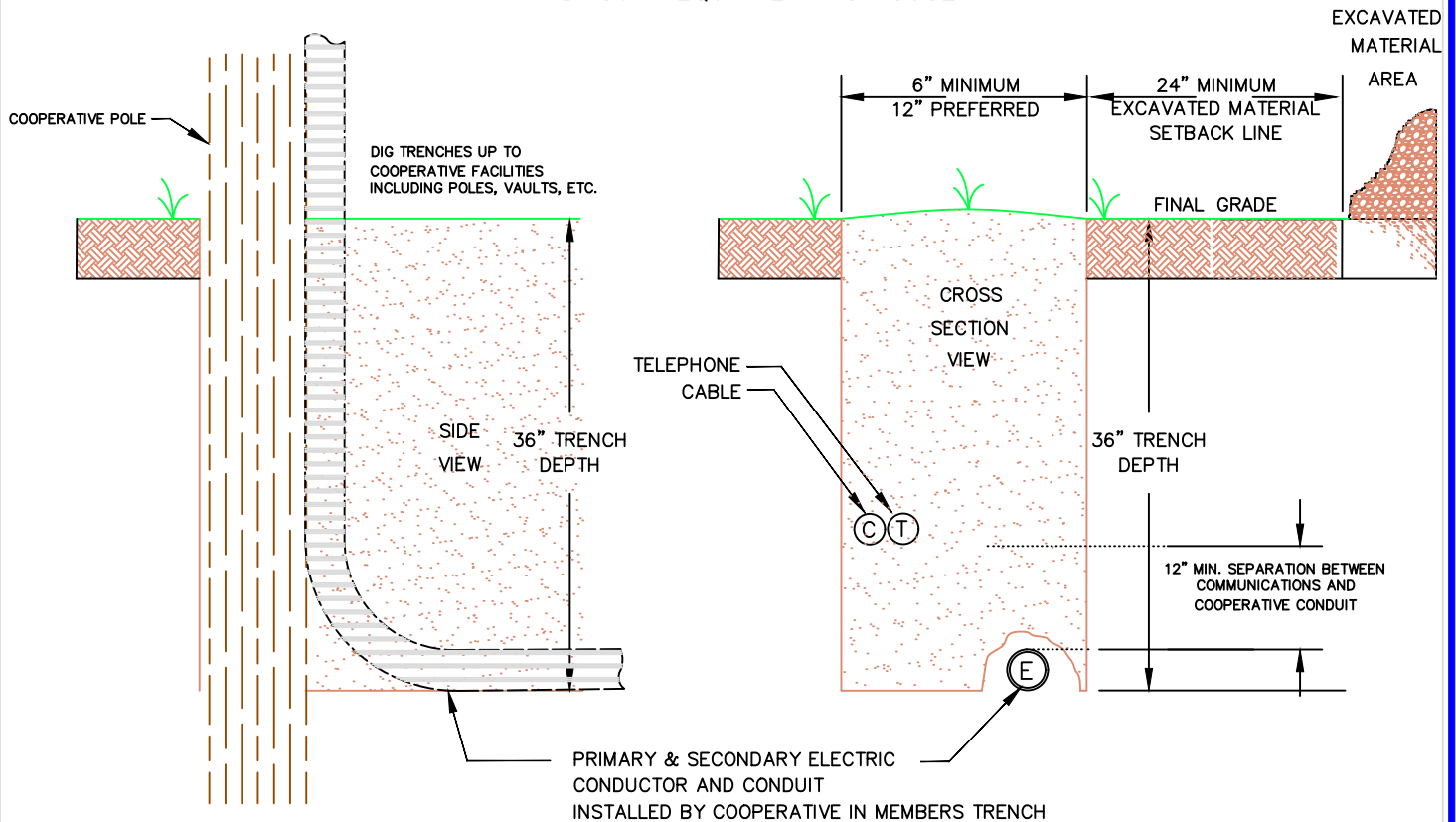
GAS OR WATER LINES NOT PERMITTED WITHIN THE ELECTRIC TRENCH

6' HORIZONTAL SEPARATION REQUIRED; 1' VERTICAL WHEN CROSSING

! PER OSHA, EXCAVATED MATERIAL NEEDS TO BE AT LEAST 2 FEET FROM EDGE OF TRENCH !

PRIMARY AND SECONDARY SERVICE TRENCH INSTALLATION DETAIL

TRENCHING FROM POLE OR
PADMOUNT EQUIPMENT TO HOUSE





NOTES:

- ① PRIMARY OR SECONDARY ELECTRIC CONDUCTOR MUST BE SEPARATED 12" MIN. FROM TELEPHONE OR CABLE.
- ② BACKFILL SHALL BE FREE OF ROCKS AND DEBRIS.
- ③ TRENCH TO FULLY EXTEND FROM COOPERATIVE FACILITIES TO METER LOCATION.
- ④ FOUNDATION TO BE BACKFILLED PRIOR TO TRENCHING, WITH FOUNDATION EXPOSED AT METER LOCATION. LOT NEEDS TO BE TO GRADE.
- ⑤ DIG ALL TRENCHES PER ENGINEERS' STAKES AND FLAGS. TRENCH ANGLES SHOULD BE SWEEPED.
- ⑥ METER BASE TO BE MOUNTED BEFORE CABLE OR CONDUIT WILL BE INSTALLED
- ⑦ ANY QUESTIONS CONCERNING TRENCHING PLEASE CALL THE ENERGY COOPERATIVE—ELECTRIC NEW SERVICES COORDINATOR
1-800-542-1140 EXT: 1275

UPON COMPLETION OF TRENCHING,
CONTACT THE SERVICES COORDINATOR:
1-800-542-1140 EXT: 1275
If no answer please leave voicemail
with your call back phone number.

LEGEND

-  UNDISTURBED EARTH
-  CLEAN BACKFILL UNLESS SPECIFIED
- Ⓣ TELEPHONE
- ⓐ CABLE



**CALL: OHIO811 BEFORE YOU DIG.
811 or 1-800-362-2764**